



THE UNIVERSITY OF  
**NORTHAMPTON**

  
INSTITUTE OF  
LEARNING & TEACHING  
IN HIGHER EDUCATION

# Personal Academic Tutoring

Student Survey Report

2015-2016 (v2)

[www.northamptonilt.com/pat](http://www.northamptonilt.com/pat)

June 2016

# Report Highlights<sup>1</sup>

From 500 completed surveys:

1. Approximately 64% of participants reported they met with their PAT at the very beginning of the academic year. This is very slightly down from 2014/2015 (by 1%).
2. Approximately 17% of participants met with their PAT at least three times in the current academic year. This is a fall of 8% from 2014/2015.
3. Approximately 21% of students reported that they had no meetings with their PAT during this academic year and a further 12% reported that they didn't have a PAT.
4. Approximately 36% of students agreed that Personal Academic Tutoring made a difference to their student experience (37% neither agreed nor disagreed). This is a fall of 10% from 2014/2015.
5. Approximately 49% of participants agreed that during Personal Academic Tutoring sessions they reviewed progress toward their goals (a fall of 6% from 2014/15). Approximately 25% neither agreed nor disagreed with this statement, which is consistent with the data from 2014/15.
6. 54% of participants agreed that having a personal development plan was important (fall of 9% on 2014/15). Approximately 31% of participants neither agreed nor disagreed (an improvement of 6%).
7. Approximately 55% of participants sought support from other University staff. Approximately 26% of students neither agree nor disagree with this statement. This is a fall of 11% on last year's survey.
8. Approximately 72% of participants agreed it was really important to have a Personal Academic Tutor. Approximately 17% neither agreed nor disagreed. This is slightly lower than 2013/2014 results (by around 4%).
9. Approximately 36% agreed they had been supported effectively with their pastoral issues. Around 27% neither agreed nor disagreed. This is a 10% fall in satisfaction from the 2014/2015 results.
10. Approximately 38% of participants agreed they had been supported by their PAT with their academic development. Around 25% neither agreed nor disagreed (consistent with 2014/2015). This is a fall of around 11% from 2014/2015.

---

<sup>1</sup> Any comparisons between 2015-2016 and 2014-2015 are in overall satisfaction ratings. See further Section 2.

# 1. Introduction

The Personal Academic Tutoring scheme is a core component of the University of Northampton’s approach to supporting student success. The annual PAT survey is conducted during April of the academic year to provide an overview of the scheme from both staff and student perspectives. The findings from the surveys provide a basis for action-oriented approaches to quality enhancement of the PAT scheme. The results of the 2015/2016 PAT Student Survey are presented in this report. To find out more about the Personal Academic Tutoring system and to access the survey reports for 2013/2014 and 2014/2015, please visit: [www.northamptonilt.com/PAT](http://www.northamptonilt.com/PAT).

## 2. Method

In line with previous surveys, the 2015/2016 PAT Student Survey was conducted via an online survey tool. This year, the survey was sent to 7,345 students and 500 students responded, giving a response rate of 6%. This is 2% lower than for last year’s survey.

It should be noted that due to an error when creating the options for the Likert scale used in respect of question 9 (sections 3.3-3.9), any comparisons are limited only to the ‘Mostly Agree’ option from last year rather than to the more standard combined satisfaction rating of ‘Mostly Agree’ and ‘Definitely Agree’. As this will impact any ongoing determination of trends with respect to student satisfaction with the PAT scheme, where appropriate, comparisons have been drawn with both the ‘mostly agree’ category on its own, and also with the combined satisfaction scores from 2014-2015 with the ‘mostly agree’ and ‘definitely agree’ scores combined. This will be remedied in next year’s survey.

### 2.1. Participation by School (n=500)

Figure 1 shows the survey participation by school and department. 77% of respondents came from the Schools of Social Sciences, Health, Education and Business with the remainder being from the Schools of Science and Technology, The Arts or they identified as Joint Honours students.

5 Which Academic School are you in?

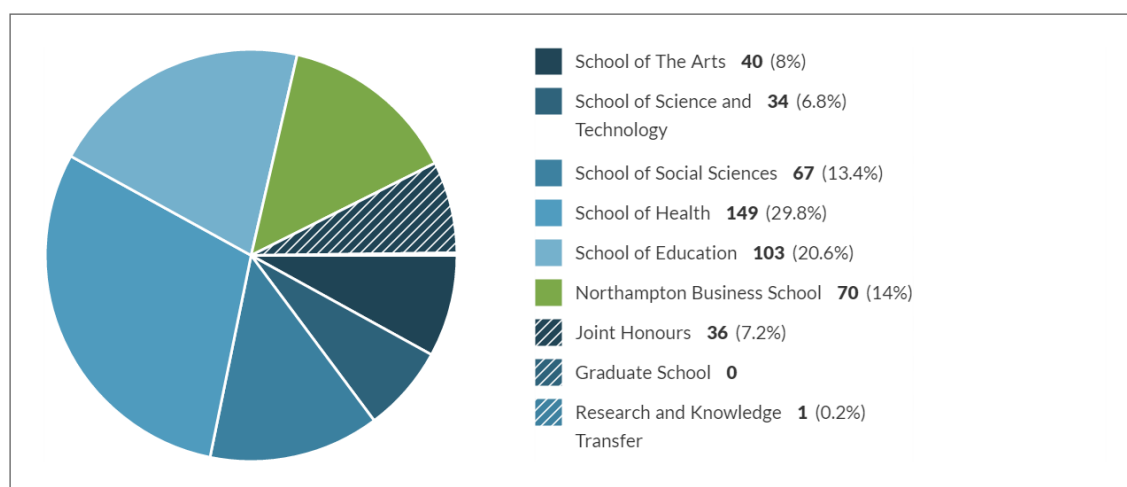


Figure 1

## 2.2. Participant Characteristics (n=500)

Of the students who answered this question, just over 80% were female, and just under 20% were male (figure 2). The majority of students were also full-time (85.4%) undergraduates (82.4%) (see further figures 3 and 4).

2 What is your gender?

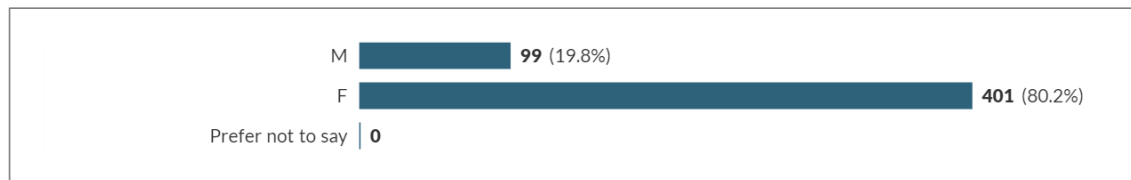


Figure 2

4 What is your mode of study?

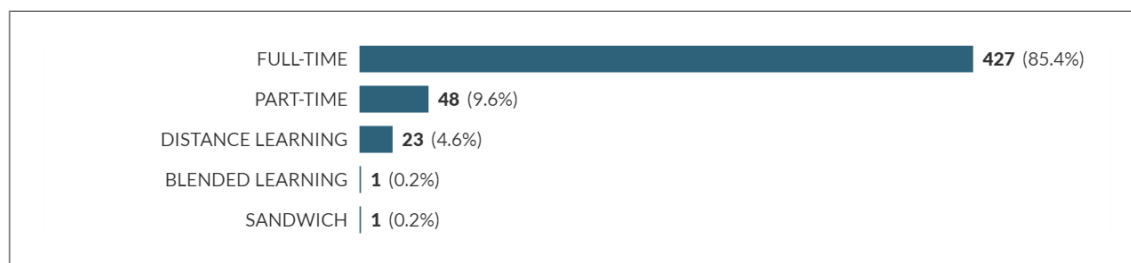


Figure 3

3 Which year of study are you in?

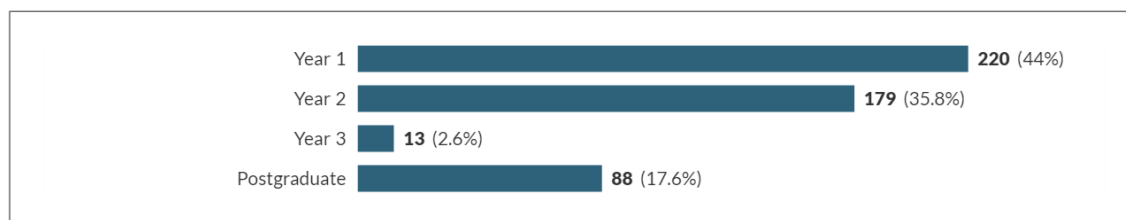


Figure 4

## 3. Results

3.1. 'I met with my Personal Academic Tutor at the very beginning of the year (i.e. during Welcome Week or shortly thereafter) (n=500)

Nearly 64% of students had a meeting with the PAT at the very start of the academic year.

**7** I met with my Personal Academic Tutor at the very beginning of this year (i.e. during Welcome Week or shortly thereafter)

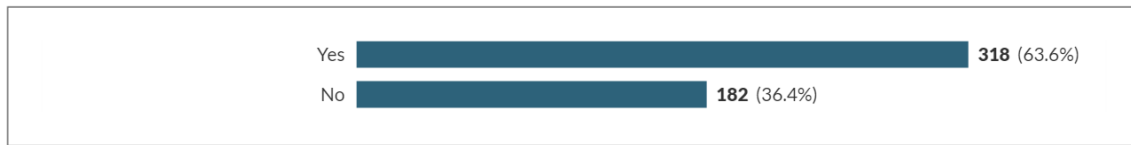


Figure 5

### 3.2. Frequency of Meetings (n=500)

While over 28% of students met with their PAT at least once during the first term, this figure drops to under 17% of students who met with their PAT more than three times. Significantly, nearly 33% of students either didn't meet with their PAT, or identified as not having a PAT at all.

**8** Thinking about the frequency of your meetings with your Personal Academic Tutors, please select one of the following:

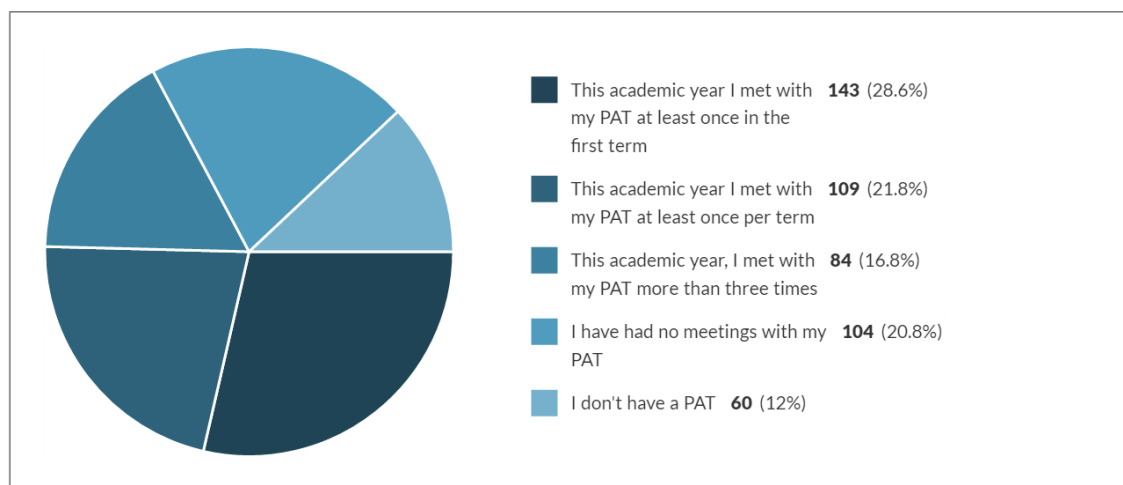


Figure 6

### 3.3. 'My sessions with my PAT have made a difference to my university experience' (n=500)

Approximately 36% of students mostly agreed that Personal Academic Tutoring made a difference to their University experience, compared to approximately 22% for 2014-2015. While this is an increase of 14% for the 'mostly agree' category, the combined 'mostly agree' and 'definitely agree' rating for 2014-2015 was approximately 46%, thereby evidencing an overall drop in satisfaction of 10%.

By contrast, 7% more of respondents did not agree that the PAT system made a difference to their student experience (32% compared to approximately 25% for 2014-2015).

9.1.a My sessions with my PAT have made a difference to my University experience

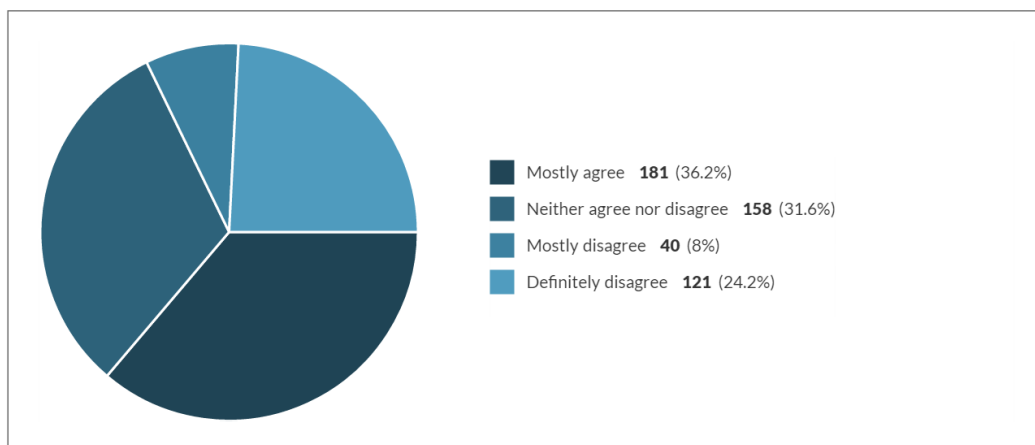


Figure 7

### 3.4. 'During the sessions with my PAT we review my progress toward my own goals' (n=500)

In 2015-2016, approximately 43% of students agreed that during Personal Academic Tutoring sessions they reviewed progress toward their goals. In 2014-2015, this figure was just under 25% although when taken together with the 'definitely agree' option, there was an overall satisfaction rating of approximately 49%, representing a fall of around 6% in satisfaction for this year.

9.2.a During the sessions with my PAT, we review my progress toward my own goals

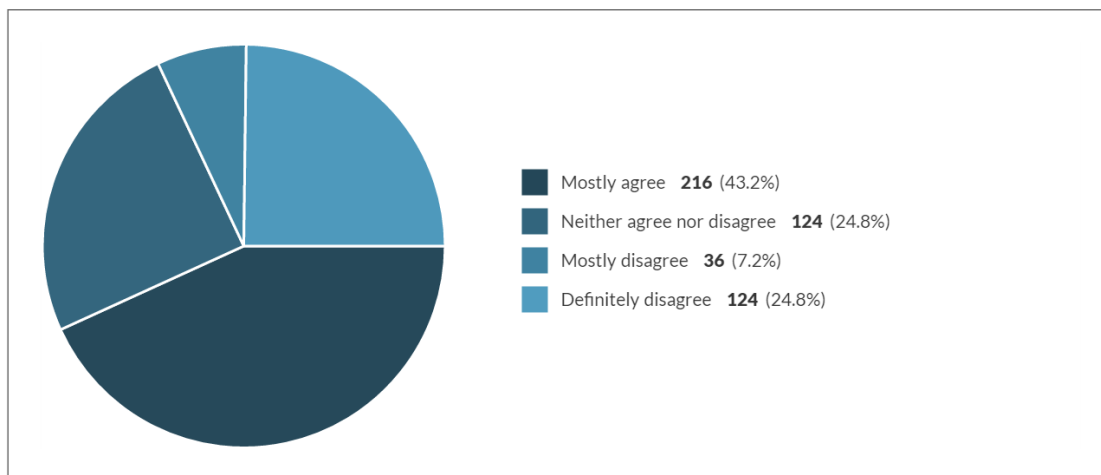


Figure 8

### 3.5. 'It is really important for me to have a personal development plan' (n=500)

54% of participants agreed that having a personal development plan was important, compared to approximately 63% for 2014-2015 (35% definitely agree, 26% mostly agree), a fall of 11%. Just under 31% neither agreed or disagreed, which is 9% higher than the results for 2014-2015, meaning that the level of dissatisfaction was broadly comparable (15% compared to just over 12% in 2014-2015).

9.3.a It is really important for me to have a personal development plan

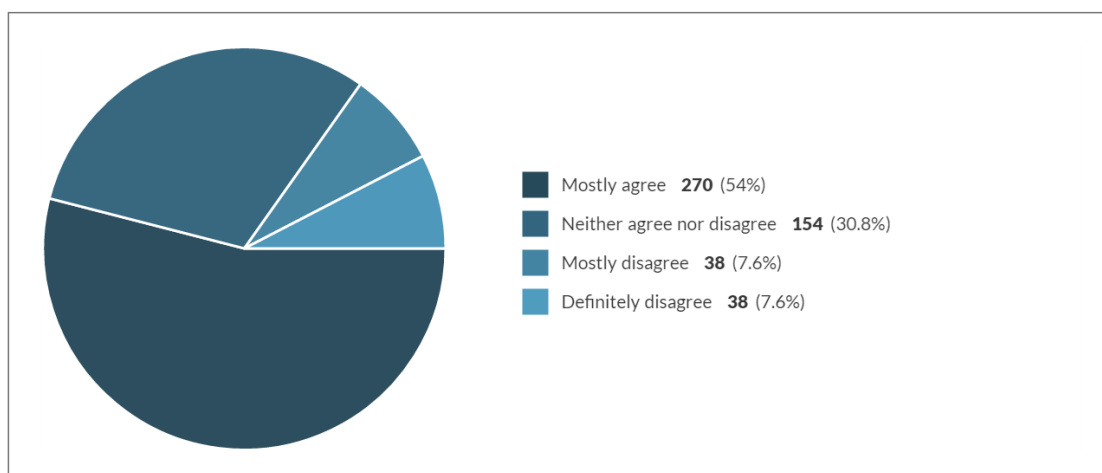


Figure 9

### 3.6. 'I actively engage with other members of University staff (e.g. my module tutor) for support (n=500)

Approximately 55% of students agreed that their PAT was not their sole source of support during their time at University. Figures for 2014-2015 are 28% definitely agree and 38% mostly agree. These figures represent a drop in satisfaction of around 11% compared to last year's results.

9.4.a I actively engage with other members of University staff (e.g. my module tutor) for support

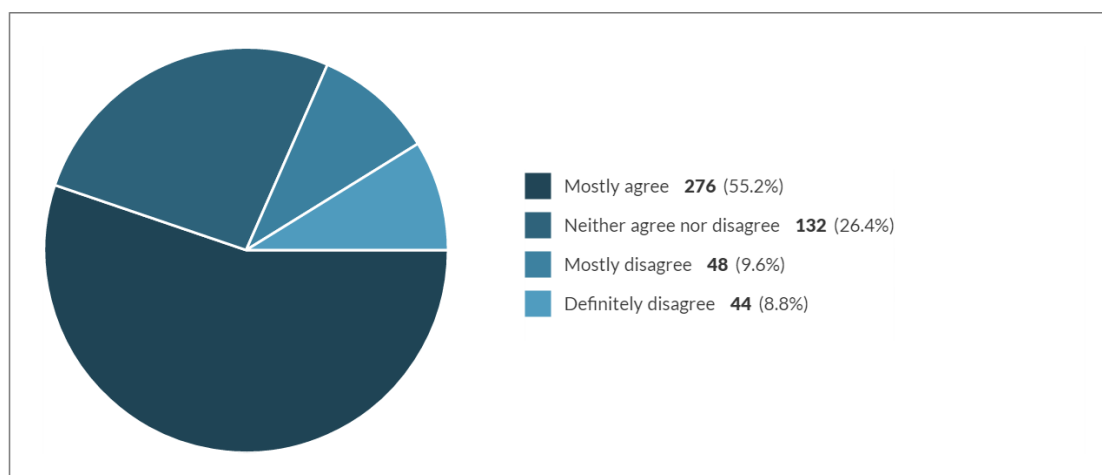


Figure 10

### 3.7. 'I think it is really important for students to have a Personal Academic Tutor' (n=500)

73% of students supported the PAT scheme and agreed that it is important that they have access to a PAT. This is lower than the 2014-2015 results (by around 6%). The 2014-2015 figures for 'mostly agree'

were just under 27%, although more than 50% of students definitely agreed with this statement in 2014-2015.

**9.5.a** I think it is really important for students to have a Personal Academic Tutor

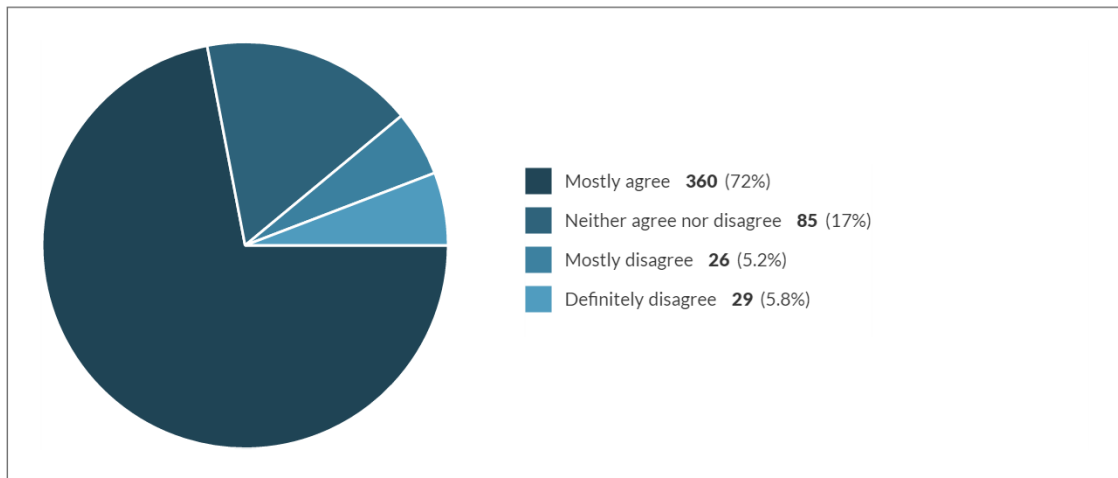


Figure 11

### 3.8. 'I have been effectively supported in personal/pastoral issues by my Personal Academic Tutor' (n=500)

Approximately 36% of students agreed that they had been effectively supported in their personal/pastoral issues. While this is 4% lower than the results for last year (approximately 22% definitely agree and approximately 17% mostly agree) it remains 4% higher than the results for 2013-2014.

Just over 37% of respondents did not feel that they had been effectively supported (compared to approximately 25% in 2014-2015), with just over a quarter of respondents neither agreeing nor disagreeing, (approximately 34% in 2014-2015).

**9.6.a** I have been effectively supported in personal/pastoral issues by my Personal Academic Tutor

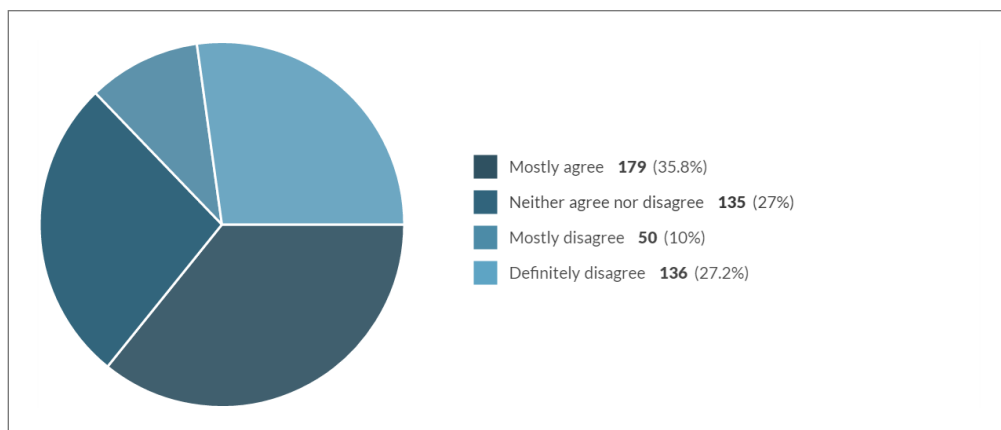


Figure 12



### 3.9. 'I have been effectively supported in academic matters by my Personal Academic Tutor' (n=500)

Approximately 38% of students mostly agreed that they had been supported effectively by their PAT with academic issues compared to approximately 23% of students in 2014-2015. When the percentage of students in 2014-2015 who definitely agreed with this statement are added in, the level of satisfaction from 2014-2015 rises to approximately 49%. This represents an 11% fall in satisfaction with academic support when compared to the 2014-2015 survey results. Just under a quarter of respondents neither agreed or disagreed (negligible differences compared to 2014-2015). Approximately 38% of students disagreed with this statement.

9.7.a I have been effectively supported in academic matters by my Personal Academic Tutor

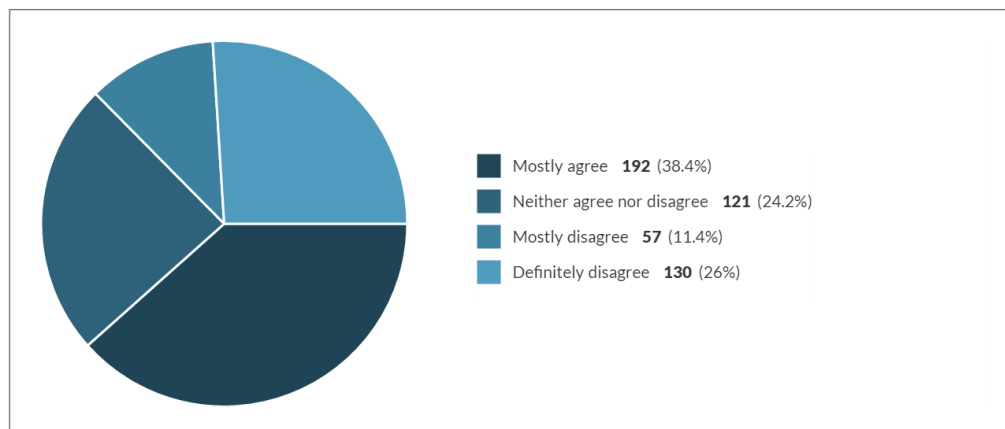


Figure 13

### 3.10. 'I have had some group meetings with my PAT and other students' (n=500)

While the [Guiding Principles for Personal Academic Tutoring at the University of Northampton](#), available on the ILT website point to group PAT sessions as being effective ways of meeting PAT tutees as well as being efficient ways of approaching broader topics related to study skills, employability, social belonging and sources of support, more than half of respondents had not met with their PATs in a group setting. This question did not form part of the 2014-2015 survey.

9.8.a I have had some group meetings with my PAT and other students

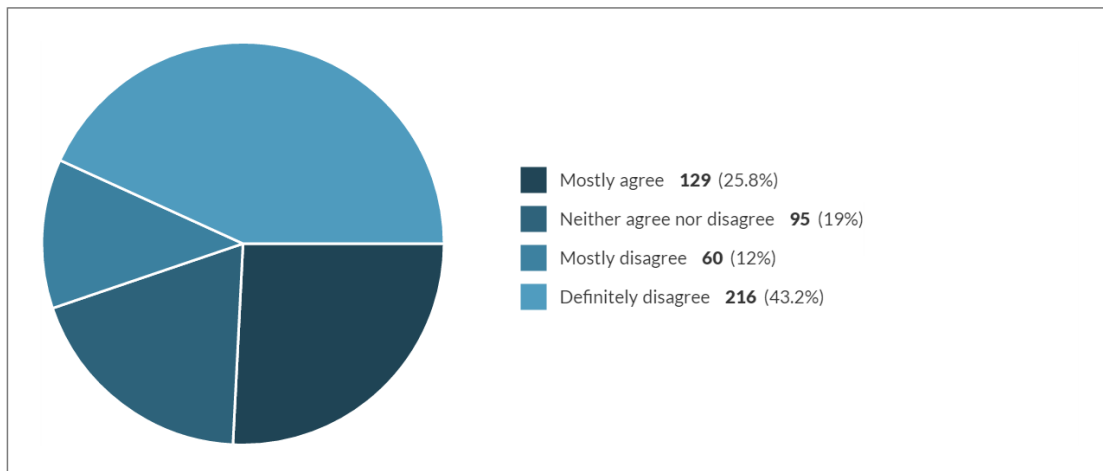


Figure 14

## 4. Written Comments

Written comments were received by 249 of the 500 participants. They have been categorised into both positive and negative comments overall. [The full comments can be viewed here.](#)

### 4.1. Positive Comments about the PAT System (n=77)

- My PAT is approachable (n=10)
- My PAT is supportive and helpful in academic work, career advice, and personal life (n=32)
- My PAT is caring (n=4)
- My PAT is my lecturer who knows me well/who is easy to access (n=4)
- My PAT is proactive who responded well to my email or request (n=11)
- PAT is the first point of contact for students; it's reassuring to know PAT is there for you (n=3)
- General positive comments (n=13)

### 4.2. Negative Comments about the PAT System (n=166)

- I'm not aware of PATs; I haven't been assigned to a PAT (n=48)
- I'm aware of PAT but haven't met her/him (n=14)
- I haven't met my PAT often enough to comment; I don't find the meetings very useful; I don't think I know my PAT enough to ask questions. (n=18)
- PATs meeting should be arranged more often/more regular, and earlier on in my study (n=17)
- PATs should arrange/initiate meetings with students (n=5)
- My PAT is too busy to see me, or too busy to provide the support to my satisfaction (n=10)
- My PAT never responded to my email or request (n=13)

- I don't find my PAT supportive or helpful (in academic work or personal circumstances) (n=17)
- PATs need to assigned be usefully (n=7)
- PAT system is not established for DL (n=7)
- I don't see the need to contact my PAT; I don't see the need to have a PAT (n=5)
- General negative comments (n=5)

## 5. PAT Student Survey – Responses by School

The following document contains the raw data from the survey, categorised by academic school. The format is determined by the survey tool so some of the data tables run across different pages.

# PAT Survey - Student 2016

Showing 500 of 500 responses

Showing **all** responses

Hiding questions **1, 5 & 6**

Response rate: 6%

## 2 What is your gender?

What is your gender?	Which Academic School are you in?									No answer	Totals
	School of The Arts	School of Science and Technology	School of Social Sciences	School of Health	School of Education	Northampton Business School	Joint Honours	Graduate School	Research and Knowledge Transfer		
M	13	19	7	19	8	29	4	0	0	0	99
F	27	15	60	130	95	41	32	0	1	0	401
Prefer not to say	0	0	0	0	0	0	0	0	0	0	0
No answer	0	0	0	0	0	0	0	0	0	0	0
<b>Totals</b>	<b>40</b>	<b>34</b>	<b>67</b>	<b>149</b>	<b>103</b>	<b>70</b>	<b>36</b>	<b>0</b>	<b>1</b>	<b>0</b>	<b>500</b>

Question	Response count
5	500
2	500

## 3 Which year of study are you in?

Which year of study are you in?	Which Academic School are you in?									No answer	Totals
	School of The Arts	School of Science and Technology	School of Social Sciences	School of Health	School of Education	Northampton Business School	Joint Honours	Graduate School	Research and Knowledge Transfer		
Year 1	18	13	24	87	33	23	21	0	1	0	220
Year 2	19	16	25	48	38	19	14	0	0	0	179
Year 3	2	2	2	2	1	3	1	0	0	0	13
Postgraduate	1	3	16	12	31	25	0	0	0	0	88
No answer	0	0	0	0	0	0	0	0	0	0	0
<b>Totals</b>	<b>40</b>	<b>34</b>	<b>67</b>	<b>149</b>	<b>103</b>	<b>70</b>	<b>36</b>	<b>0</b>	<b>1</b>	<b>0</b>	<b>500</b>

Question	Response count
5	500
3	500

## 4 What is your mode of study?

What is your mode of study?	Which Academic School are you in?									No answer	Totals
	School of The Arts	School of Science and Technology	School of Social Sciences	School of Health	School of Education	Northampton Business School	Joint Honours	Graduate School	Research and Knowledge Transfer		

What is your mode of study?	School of The Arts	School of Science and Technology	School of Social Sciences	School of Health	School of Education	Northampton Business School	Joint Honours	Graduate School	Research and Knowledge Transfer	No answer	Totals
FULL-TIME	36	27	54	137	88	49	35	0	1	0	427
PART-TIME	4	2	13	11	15	2	1	0	0	0	48
DISTANCE LEARNING	0	5	0	0	0	18	0	0	0	0	23
BLENDED LEARNING	0	0	0	1	0	0	0	0	0	0	1
SANDWICH	0	0	0	0	0	1	0	0	0	0	1
No answer	0	0	0	0	0	0	0	0	0	0	0
<b>Totals</b>	<b>40</b>	<b>34</b>	<b>67</b>	<b>149</b>	<b>103</b>	<b>70</b>	<b>36</b>	<b>0</b>	<b>1</b>	<b>0</b>	<b>500</b>

Question	Response count
5	500
4	500

7 I met with my Personal Academic Tutor at the very beginning of this year (i.e. during Welcome Week or shortly thereafter)

I met with my Personal Academic Tutor at the very beginning of this year (i.e. during Welcome Week or shortly thereafter)	Which Academic School are you in?									No answer	Totals
	School of The Arts	School of Science and Technology	School of Social Sciences	School of Health	School of Education	Northampton Business School	Joint Honours	Graduate School	Research and Knowledge Transfer		
Yes	26	18	46	114	76	22	16	0	0	0	318
No	14	16	21	35	27	48	20	0	1	0	182
No answer	0	0	0	0	0	0	0	0	0	0	0
<b>Totals</b>	<b>40</b>	<b>34</b>	<b>67</b>	<b>149</b>	<b>103</b>	<b>70</b>	<b>36</b>	<b>0</b>	<b>1</b>	<b>0</b>	<b>500</b>

Question	Response count
5	500
7	500

8 Thinking about the frequency of your meetings with your Personal Academic Tutors, please select one of the following:

Thinking about the frequency of your meetings with your Personal Academic Tutors, please select one of the following:	Which Academic School are you in?									No answer	Totals
	School of The Arts	School of Science and Technology	School of Social Sciences	School of Health	School of Education	Northampton Business School	Joint Honours	Graduate School	Research and Knowledge Transfer		

This academic year I met with my PAT at least once in the first	8	9	22	43	37	16	8	0	0	0	143
---	---	---	----	----	----	----	---	---	---	---	-----

term											
This academic year I met with my PAT at least once per term	9	4	12	44	30	5	5	0	0	0	109
This academic year, I met with my PAT more than three times	9	4	11	35	18	6	1	0	0	0	84
I have had no meetings with my PAT	12	10	15	24	9	20	14	0	0	0	104
I don't have a PAT	2	7	7	3	9	23	8	0	1	0	60
No answer	0	0	0	0	0	0	0	0	0	0	0
<b>Totals</b>	<b>40</b>	<b>34</b>	<b>67</b>	<b>149</b>	<b>103</b>	<b>70</b>	<b>36</b>	<b>0</b>	<b>1</b>	<b>0</b>	<b>500</b>

Question	Response count
5	500
8	500

9.1.a My sessions with my PAT have made a difference to my University experience

My sessions with my PAT have made a difference to my University experience	Which Academic School are you in?									No answer	Totals
	School of The Arts	School of Science and Technology	School of Social Sciences	School of Health	School of Education	Northampton Business School	Joint Honours	Graduate School	Research and Knowledge Transfer		
Mostly agree	12	4	24	74	42	19	6	0	0	0	181
Neither agree nor disagree	15	12	23	41	34	22	10	0	1	0	158
Mostly disagree	3	3	4	15	13	0	2	0	0	0	40
Definitely disagree	10	15	16	19	14	29	18	0	0	0	121
No answer	0	0	0	0	0	0	0	0	0	0	0
<b>Totals</b>	<b>40</b>	<b>34</b>	<b>67</b>	<b>149</b>	<b>103</b>	<b>70</b>	<b>36</b>	<b>0</b>	<b>1</b>	<b>0</b>	<b>500</b>

Question	Response count
5	500
9.1.a	500

9.2.a During the sessions with my PAT, we review my progress toward my own goals

During the sessions with my PAT, we review my progress toward my own goals	Which Academic School are you in?									No answer	Totals
	School of The Arts	School of Science and Technology	School of Social Sciences	School of Health	School of Education	Northampton Business School	Joint Honours	Graduate School	Research and Knowledge Transfer		
Mostly agree	16	12	23	81	65	14	5	0	0	0	216
Neither agree nor disagree	7	7	22	34	17	25	11	0	1	0	124
Mostly disagree	5	1	3	14	9	2	2	0	0	0	36

Definitely disagree	12	14	19	20	12	29	18	0	0	0	124
No answer	0	0	0	0	0	0	0	0	0	0	0
<b>Totals</b>	<b>40</b>	<b>34</b>	<b>67</b>	<b>149</b>	<b>103</b>	<b>70</b>	<b>36</b>	<b>0</b>	<b>1</b>	<b>0</b>	<b>500</b>

Question	Response count
5	500
9.2.a	500

9.3.a It is really important for me to have a personal development plan

It is really important for me to have a personal development plan	Which Academic School are you in?									No answer	Totals
	School of The Arts	School of Science and Technology	School of Social Sciences	School of Health	School of Education	Northampton Business School	Joint Honours	Graduate School	Research and Knowledge Transfer		
Mostly agree	21	16	36	89	49	39	19	0	1	0	270
Neither agree nor disagree	9	10	21	49	37	21	7	0	0	0	154
Mostly disagree	4	3	5	8	11	2	5	0	0	0	38
Definitely disagree	6	5	5	3	6	8	5	0	0	0	38
No answer	0	0	0	0	0	0	0	0	0	0	0
<b>Totals</b>	<b>40</b>	<b>34</b>	<b>67</b>	<b>149</b>	<b>103</b>	<b>70</b>	<b>36</b>	<b>0</b>	<b>1</b>	<b>0</b>	<b>500</b>

Question	Response count
5	500
9.3.a	500

9.4.a I actively engage with other members of University staff (e.g. my module tutor) for support

I actively engage with other members of University staff (e.g. my module tutor) for support	Which Academic School are you in?									No answer	Totals
	School of The Arts	School of Science and Technology	School of Social Sciences	School of Health	School of Education	Northampton Business School	Joint Honours	Graduate School	Research and Knowledge Transfer		
Mostly agree	24	17	47	82	50	35	20	0	1	0	276
Neither agree nor disagree	9	7	9	41	33	23	10	0	0	0	132
Mostly disagree	3	2	5	15	16	5	2	0	0	0	48
Definitely disagree	4	8	6	11	4	7	4	0	0	0	44
No answer	0	0	0	0	0	0	0	0	0	0	0
<b>Totals</b>	<b>40</b>	<b>34</b>	<b>67</b>	<b>149</b>	<b>103</b>	<b>70</b>	<b>36</b>	<b>0</b>	<b>1</b>	<b>0</b>	<b>500</b>

Question	Response count
5	500
9.4.a	500

9.5.a I think it is really important for students to have a Personal Academic Tutor

I think it is really important for students to have a Personal Academic Tutor	Which Academic School are you in?									No answer	Totals
	School of The Arts	School of Science and Technology	School of Social Sciences	School of Health	School of Education	Northampton Business School	Joint Honours	Graduate School	Research and Knowledge Transfer		
Mostly agree	26	20	54	119	68	51	21	0	1	0	360
Neither agree nor disagree	10	6	3	23	21	13	9	0	0	0	85
Mostly disagree	1	4	5	4	8	1	3	0	0	0	26
Definitely disagree	3	4	5	3	6	5	3	0	0	0	29
No answer	0	0	0	0	0	0	0	0	0	0	0
<b>Totals</b>	<b>40</b>	<b>34</b>	<b>67</b>	<b>149</b>	<b>103</b>	<b>70</b>	<b>36</b>	<b>0</b>	<b>1</b>	<b>0</b>	<b>500</b>

Question	Response count
5	500
9.5.a	500

9.6.a I have been effectively supported in personal/pastoral issues by my Personal Academic Tutor

I have been effectively supported in personal/pastoral issues by my Personal Academic Tutor	Which Academic School are you in?									No answer	Totals
	School of The Arts	School of Science and Technology	School of Social Sciences	School of Health	School of Education	Northampton Business School	Joint Honours	Graduate School	Research and Knowledge Transfer		
Mostly agree	13	5	28	80	34	13	6	0	0	0	179
Neither agree nor disagree	13	11	13	33	34	23	7	0	1	0	135
Mostly disagree	5	3	3	14	17	5	3	0	0	0	50
Definitely disagree	9	15	23	22	18	29	20	0	0	0	136
No answer	0	0	0	0	0	0	0	0	0	0	0
<b>Totals</b>	<b>40</b>	<b>34</b>	<b>67</b>	<b>149</b>	<b>103</b>	<b>70</b>	<b>36</b>	<b>0</b>	<b>1</b>	<b>0</b>	<b>500</b>

Question	Response count
5	500
9.6.a	500

9.7.a I have been effectively supported in academic matters by my Personal Academic Tutor

I have been effectively supported in academic matters by my Personal Academic Tutor	Which Academic School are you in?									No answer	Totals
	School of The Arts	School of Science and Technology	School of Social Sciences	School of Health	School of Education	Northampton Business School	Joint Honours	Graduate School	Research and Knowledge Transfer		
Mostly agree	13	8	28	79	39	17	8	0	0	0	192
Neither agree ..	12	9	9	34	30	19	7	0	1	0	121



nor disagree											
Mostly disagree	6	3	6	17	18	6	1	0	0	0	57
Definitely disagree	9	14	24	19	16	28	20	0	0	0	130
No answer	0	0	0	0	0	0	0	0	0	0	0
<b>Totals</b>	<b>40</b>	<b>34</b>	<b>67</b>	<b>149</b>	<b>103</b>	<b>70</b>	<b>36</b>	<b>0</b>	<b>1</b>	<b>0</b>	<b>500</b>

Question	Response count
5	500
9.7.a	500

9.8.a I have had some group meetings with my PAT and other students

I have had some group meetings with my PAT and other students	Which Academic School are you in?									No answer	Totals
	School of The Arts	School of Science and Technology	School of Social Sciences	School of Health	School of Education	Northampton Business School	Joint Honours	Graduate School	Research and Knowledge Transfer		
Mostly agree	12	3	13	59	32	8	2	0	0	0	129
Neither agree nor disagree	6	5	12	28	18	20	5	0	1	0	95
Mostly disagree	5	8	7	19	13	4	4	0	0	0	60
Definitely disagree	17	18	35	43	40	38	25	0	0	0	216
No answer	0	0	0	0	0	0	0	0	0	0	0
<b>Totals</b>	<b>40</b>	<b>34</b>	<b>67</b>	<b>149</b>	<b>103</b>	<b>70</b>	<b>36</b>	<b>0</b>	<b>1</b>	<b>0</b>	<b>500</b>

Question	Response count
5	500
9.8.a	500

10 PAT meetings were initiated and arranged by:

PAT meetings were initiated and arranged by:	Which Academic School are you in?									No answer	Totals
	School of The Arts	School of Science and Technology	School of Social Sciences	School of Health	School of Education	Northampton Business School	Joint Honours	Graduate School	Research and Knowledge Transfer		
Myself	3	2	16	38	7	6	5	0	0	0	77
My PAT	8	12	6	21	40	2	2	0	0	0	91
Both of us	15	5	20	76	39	14	7	0	0	0	176
Neither of us	14	15	23	12	17	43	22	0	0	0	146
No answer	0	0	2	2	0	5	0	0	1	0	10
<b>Totals</b>	<b>40</b>	<b>34</b>	<b>67</b>	<b>149</b>	<b>103</b>	<b>70</b>	<b>36</b>	<b>0</b>	<b>1</b>	<b>0</b>	<b>500</b>

Question	Response count
5	500
10	490

