

EQUALITY AND DIVERSITY 17/18

Current Selections

HESA Year 17/18

CLEAR < >

Measure Type

- Percentage
- Count

HESA Year

- 18/17
- 17/18
- 18/19

Level

- Postgraduate (research)
- Postgraduate (taught)
- First degree
- Other undergraduate

Home/Overseas (Fees)

- Home
- Overseas

Faculty

- Arts, Science & Technology
- Business & Law
- Education & Humanities
- Health & Society
- Partner Colleges
- Other
- The Graduate School
- Not Known
- Leather Technology

Mode

- Full-time
- Sandwich
- Part-time
- Dormant
- Writing-up

Year

- 0
- 1
- 2
- 3
- 4
- 5
- 6

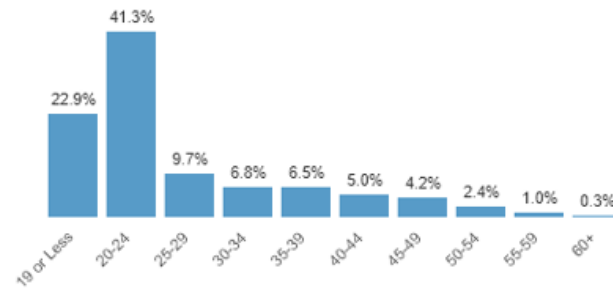
+ Add Filters

ENROLMENT COUNT

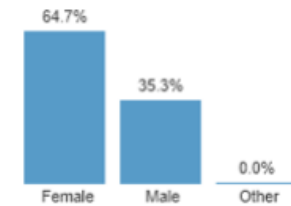
11,968

Health & Society	4,177	35%
Business & Law	3,219	27%
Arts, Science & Technology	2,343	20%
Education & Humanities	1,775	15%
Partner Colleges	442	4%
The Graduate School	9	0%
Leather Technology	3	0%

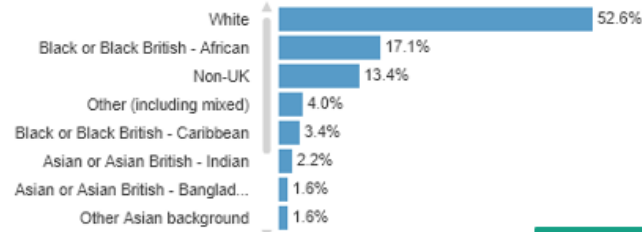
Age



Gender

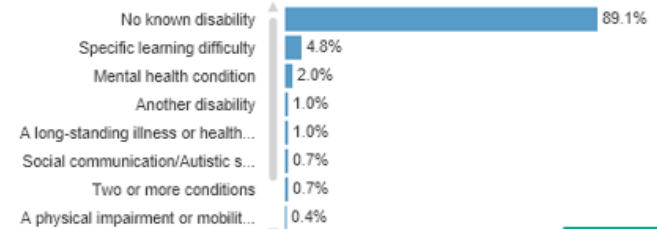


Ethnicity



Click to show White/BME

Disability



Click to show Disability Y/N