

EQUALITY AND DIVERSITY 16/17

Current Selections

HESA Year 16/17

CLEAR < >

Measure Type
 Percentage
 Count

HESA Year

16/17 17/18 18/19

Level

- Postgraduate (research)
- Postgraduate (taught)
- First degree
- Other undergraduate

Home/Overseas (Fees)

- Home
- Overseas

Faculty

- Arts, Science & Technology
- Business & Law
- Education & Humanities
- Health & Society
- Partner Colleges
- Other
- The Graduate School
- Not Known
- Leather Technology

Mode

- Full-time
- Sandwich
- Part-time
- Dormant
- Writing-up

Year

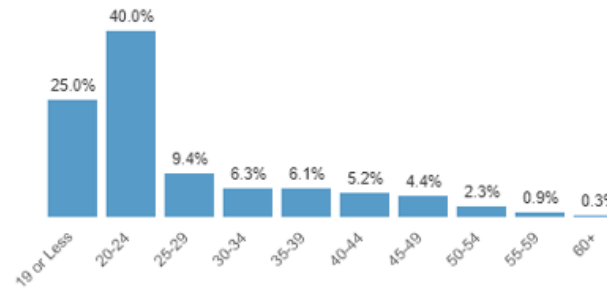
- 0
- 1
- 2
- 3
- 4
- 5
- 6

ENROLMENT COUNT

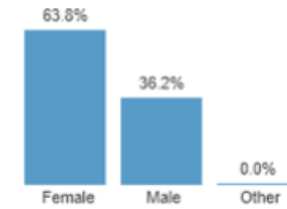
12,849

Health & Society	4,209	33%
Business & Law	3,333	26%
Arts, Science & Technology	2,453	19%
Education & Humanities	2,132	17%
Partner Colleges	535	4%
The Graduate School	187	1%

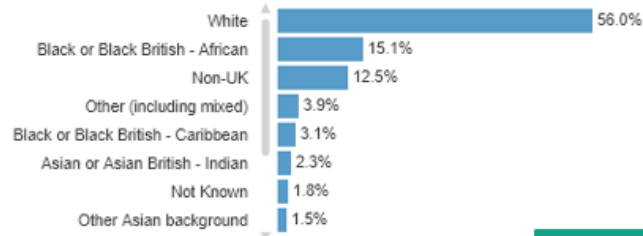
Age



Gender

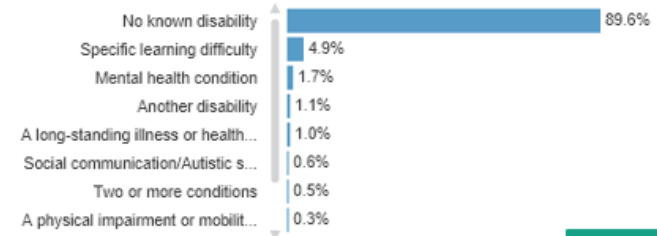


Ethnicity



Click to show White/BME

Disability



Click to show Disability Y/N